

**Nabhi Christian Ministries
Statement of Activities
January through December 2019**

	Jan - Dec 19
Ordinary Income/Expense	
Income	
4112 · Fundraising	
4105 · Special Services/Events	6,100.01
4106 · Benevolence	1,355.22
4115 · Annual Dinner	10,261.55
4200 · Pledges	1,800.00
4202 · Indirect Public Donations	400.00
	19,916.78
4311 · Grants	
4312 · Small & Mighty Grant	12,000.00
	12,000.00
4001 · Donations and Support	
4102 · Building Fund	1,900.00
4128 · Coats/Clothing	1,445.48
	3,345.48
4151 · In-Kind Contributions	
4126 · Food/Meals/Drink	3,980.00
4152 · Toys	5,000.00
4153 · Books	300.00
	9,280.00
4160 · Purchase Returns	681.81
4313 · Dollar Energy	18.00
	45,242.07
Total Income	
Expense	
6001 · Operating/Functional Expenses	
6860 · Utilities	925.46
6002 · Administration	5.00
6003 · Management and Administration	180.00
6010 · Computer and Internet Expenses	150.40
6013 · Membership, Dues, Subscriptions	35.00
6016 · Landscaping Expenses	49.86
6490 · Office Supplies	180.26
6650 · Postage and Delivery	252.07
6710 · Space/Rent Expense	562.80
6720 · Repairs and Maintenance	4,152.37
6780 · Small Tools and Equipment	47.01
6810 · Telephone	1,593.40
	8,133.63
6100 · Ministry Expenses	
6101 · Bereavement/Sympathy	388.82
6102 · Travel costs	130.81
6103 · Meals and entertainment	56.44
6107 · Equipment expenses	5.71
6108 · Memberships, Dues & subscriptio	155.00
6109 · Pastor's library items	11.69
6111 · Benevolence Fund	60.00
6112 · Evangelism and Special Events	21.95
	830.42
6201 · Program Services	
6203 · Coat/Clothing Expense	2,934.11
6206 · Food/Meals/Drink Expense	3,980.00
6207 · Books/Literacy	131.27
6208 · Toys/Crafts	4,966.86
6209 · Small Equipment	1,351.79
6210 · Computer/Internet Expense	2,783.56
6212 · Travel	115.32
6213 · Staff Development	169.55
6214 · Transportation	105.94
6215 · Recreaton/Fitness Expense	39.29

Nabhi Christian Ministries
Statement of Activities
January through December 2019

	<u>Jan - Dec 19</u>
6217 · Advertising and Promotion	1,102.77
6218 · Liability Insurance	735.00
6261 · Printing/Reproduction	922.03
6263 · Hardship Service Providers-IC	<u>1,265.50</u>
Total 6201 · Program Services	20,602.99
6280 · Fundraising Expense	
6281 · Annual Dinner	10,351.41
6280 · Fundraising Expense - Other	<u>100.00</u>
Total 6280 · Fundraising Expense	10,451.41
7001 · Non-operating Expenses	
7003 · Paypal Fee	<u>81.85</u>
Total 7001 · Non-operating Expenses	<u>81.85</u>
Total Expense	<u>40,100.30</u>
Net Ordinary Income	<u>5,141.77</u>
Net Income	<u><u>5,141.77</u></u>

1:49 PM

01/17/20

Accrual Basis

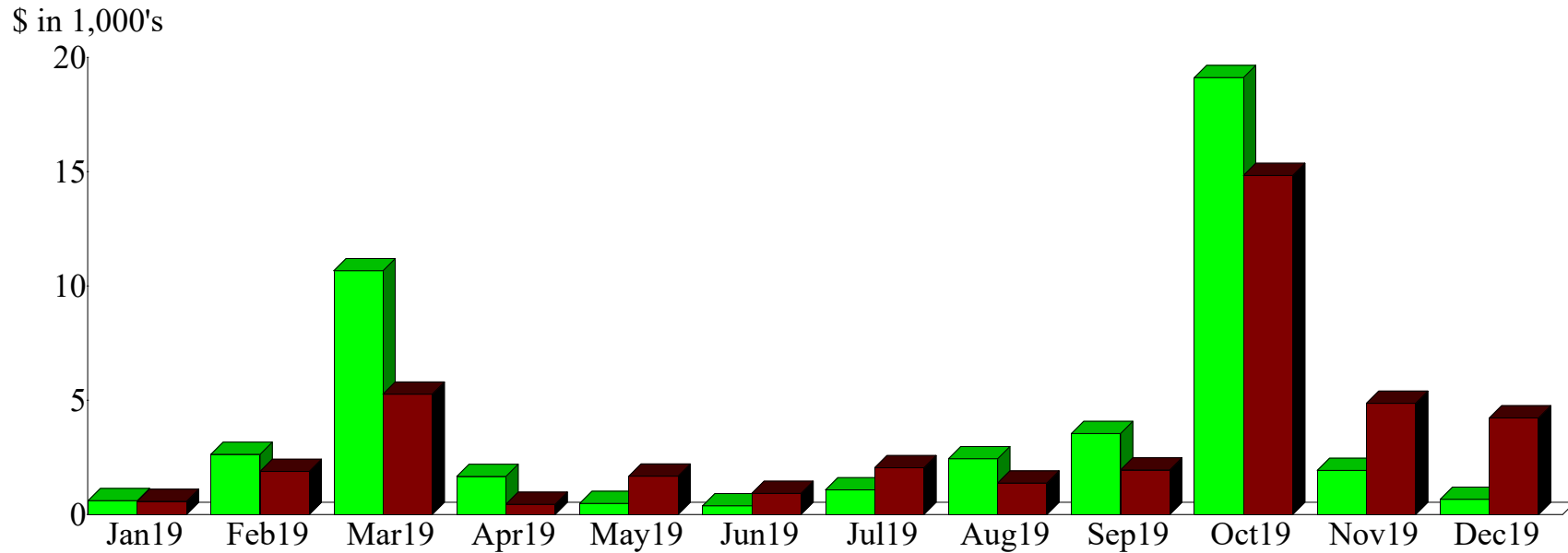
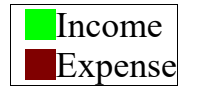
Nabhi Christian Ministries
Statement of Financial Position
As of December 31, 2019

	Dec 31, 19	Dec 31, 18
ASSETS		
Current Assets		
Checking/Savings		
1050 · Bank Accounts	6,730.99	1,976.97
Total Checking/Savings	6,730.99	1,976.97
Total Current Assets	6,730.99	1,976.97
Fixed Assets		
1510 · Land -		
1701 · Building, Realestate, Equipment	489,366.75	0.00
1703 · Cost Building, Realestate	1.00	0.00
Total 1510 · Land -	489,367.75	0.00
1704 · Furniture And Equipment		
1705 · Cost	350.00	0.00
1707 · Computers		
1708 · Cost	2,039.97	0.00
1707 · Computers - Other	1,640.97	0.00
Total 1707 · Computers	3,680.94	0.00
1704 · Furniture And Equipment - Other	195,120.00	0.00
Total 1704 · Furniture And Equipment	199,150.94	0.00
Total Fixed Assets	688,518.69	0.00
TOTAL ASSETS	695,249.68	1,976.97
LIABILITIES & EQUITY		
Equity		
3001 · Opening Balance Equity	688,130.94	0.00
3200 · Unrestricted Net Assets	1,976.97	1,565.00
Net Income	5,141.77	411.97
Total Equity	695,249.68	1,976.97
TOTAL LIABILITIES & EQUITY	695,249.68	1,976.97

Nabhi Christian Ministries
Statement of Cash Flows
January through December 2019

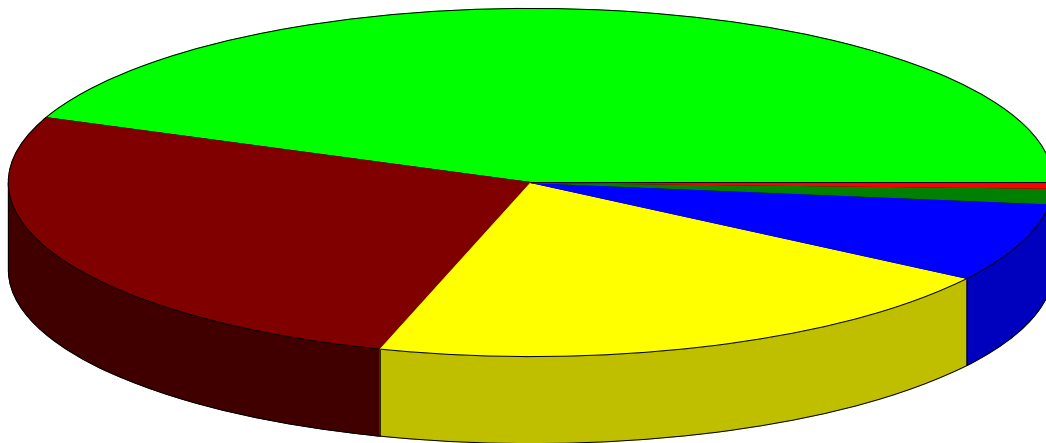
	<u>Jan - Dec 19</u>
OPERATING ACTIVITIES	
Net Income	5,141.77
Net cash provided by Operating Activities	<u>5,141.77</u>
INVESTING ACTIVITIES	
1701 · Building, Realestate, Equipment	-489,366.75
1703 · Cost Building, Realestate	-1.00
1704 · Furniture And Equipment	-195,120.00
1705 · Cost	-350.00
1707 · Computers	-1,640.97
1708 · Cost	-2,039.97
Net cash provided by Investing Activities	<u>-688,518.69</u>
FINANCING ACTIVITIES	
3001 · Opening Balance Equity	688,130.94
Net cash provided by Financing Activities	<u>688,130.94</u>
Net cash increase for period	4,754.02
Cash at beginning of period	<u>1,976.97</u>
Cash at end of period	<u><u>6,730.99</u></u>

Income and Expense by Month
January through December 2019



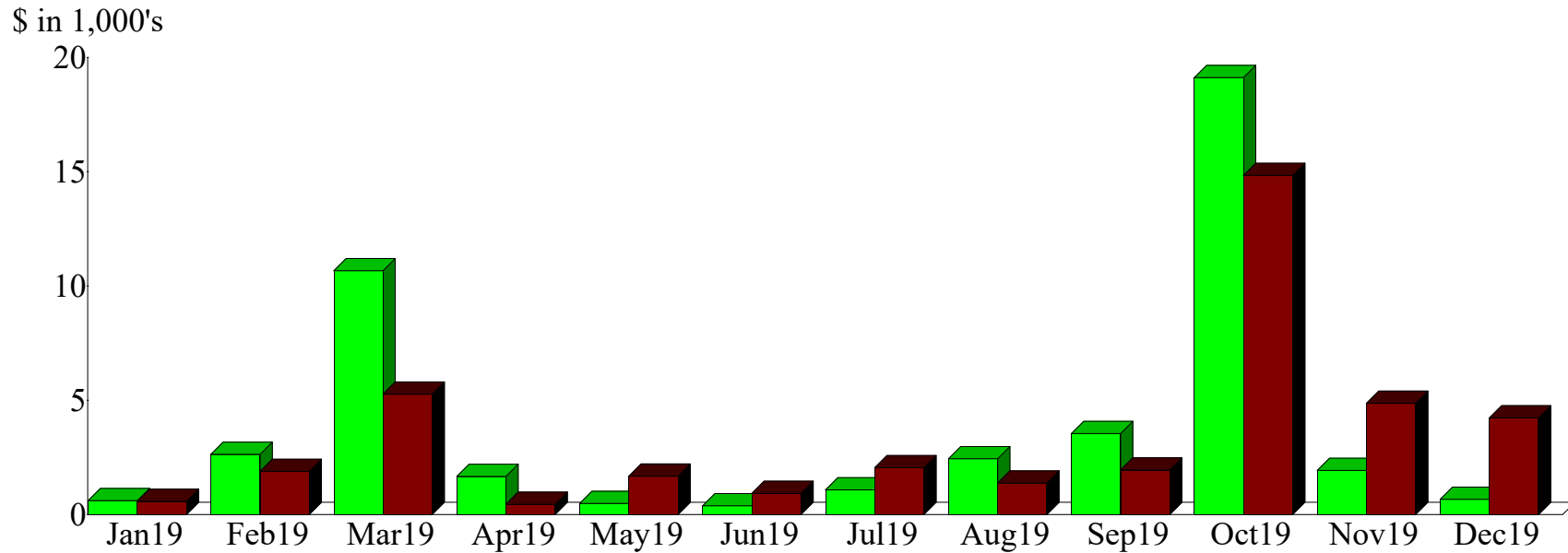
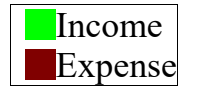
Income Summary
January through December 2019

4112 · Fundraising	%44.02
4311 · Grants	26.52
4151 · In-Kind Contributions	20.51
4001 · Donations and Support	7.39
4160 · Purchase Returns	1.51
4313 · Dollar Energy	0.04
Total	\$45,242.07



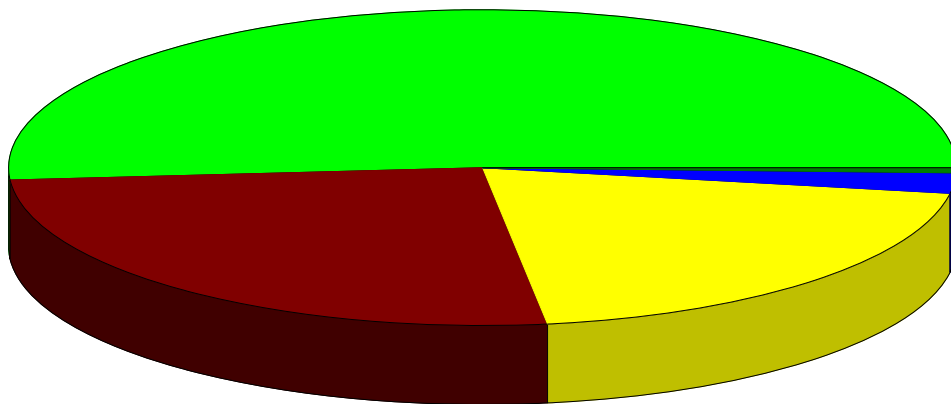
By Account

Income and Expense by Month
January through December 2019



Expense Summary
January through December 2019

6201 · Program Services	%51.38
6280 · Fundraising Expense	26.06
6001 · Operating/Functional Expenses	20.28
6100 · Ministry Expenses	2.07
7001 · Non-operating Expenses	0.20
Total	\$40,100.30



By Account

Net Worth by Month
As of December 31, 2019



\$ in 1,000's

