

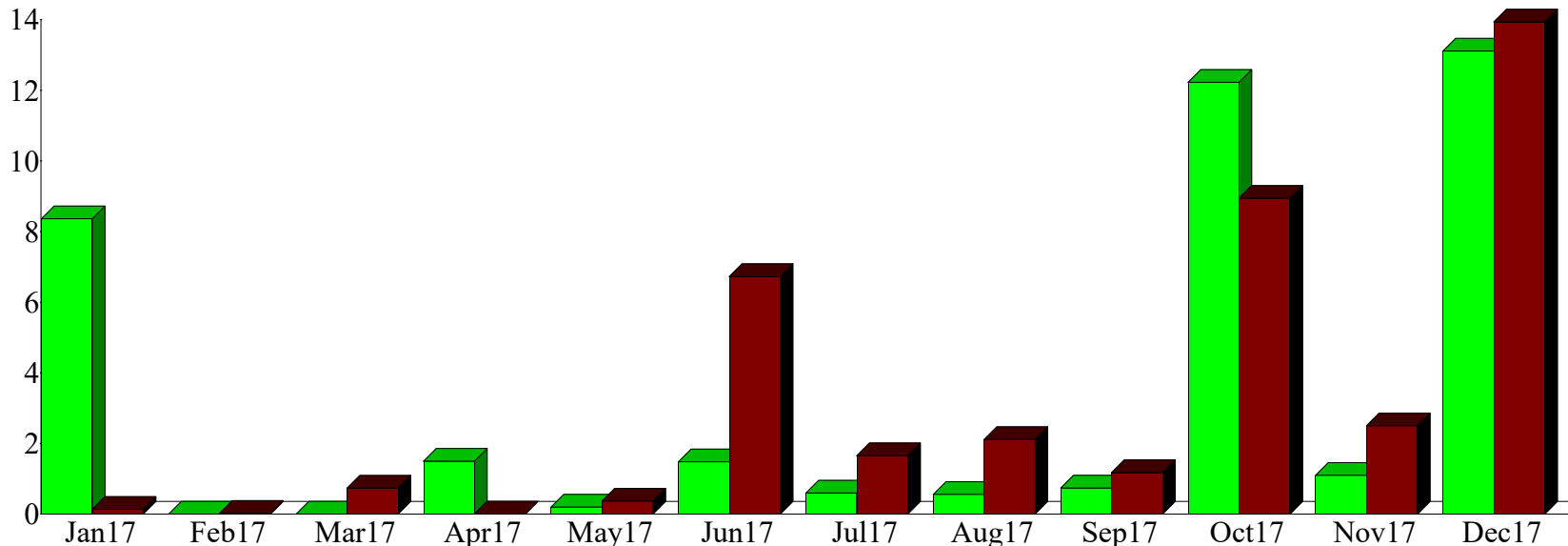
**Nabhi Christian Ministries**  
**Statement of Financial Income and Expense**  
 January through December 2017

	Unclassified	TOTAL
<b>Ordinary Income/Expense</b>		
<b>Income</b>		
43490 · In-Kind Goods	17,689.00	17,689.00
49300 · Fundraising		
49302 · Annual Dinner		
49309 · Corporate Sponsorship	3,500.00	3,500.00
49302 · Annual Dinner - Other	9,809.00	9,809.00
<b>Total 49302 · Annual Dinner</b>	<b>13,309.00</b>	<b>13,309.00</b>
49304 · Coats for Warmth	2,881.00	2,881.00
49305 · Kids Annual Christmas	47.00	47.00
49306 · Back2School Summer Slam	1,502.00	1,502.00
<b>Total 49300 · Fundraising</b>	<b>17,739.00</b>	<b>17,739.00</b>
49500 · Church Offerings	4,463.50	4,463.50
<b>Total Income</b>	<b>39,891.50</b>	<b>39,891.50</b>
<b>Expense</b>		
10000 · Program Services		
2000200 · Coat Distribution	1,974.00	1,974.00
2000300 · Toy Distribution	11,324.84	11,324.84
2000400 · Backpack Distribution	1,928.17	1,928.17
2000600 · Book Distribution	900.00	900.00
2000700 · Food Distribution	4,674.92	4,674.92
2000800 · Hardship	201.66	201.66
2000801 · Curricula	221.00	221.00
2000900 · Case-Managed Services	1,440.00	1,440.00
2000901 · Telecommunications/Internet	2,329.94	2,329.94
2000902 · Space Rental	2,400.00	2,400.00
2000903 · Travel	45.00	45.00
63300 · Liability	735.00	735.00
<b>Total 10000 · Program Services</b>	<b>28,174.53</b>	<b>28,174.53</b>
10100 · Management and Administration		
101002 · Staff Development	472.00	472.00
101003 · Office Supplies	120.00	120.00
10100 · Management and Administration - Other	70.00	70.00
<b>Total 10100 · Management and Administration</b>	<b>662.00</b>	<b>662.00</b>
10200 · Fundraising Expense		
10201 · Annual Dinner	9,204.00	9,204.00
<b>Total 10200 · Fundraising Expense</b>	<b>9,204.00</b>	<b>9,204.00</b>
60000 · Advertising and Promotion	270.99	270.99
64600 · Ministry Expenses	14.98	14.98
<b>Total Expense</b>	<b>38,326.50</b>	<b>38,326.50</b>
<b>Net Ordinary Income</b>	<b>1,565.00</b>	<b>1,565.00</b>
<b>Net Income</b>	<b>1,565.00</b>	<b>1,565.00</b>

Income and Expense by Month  
January through December 2017

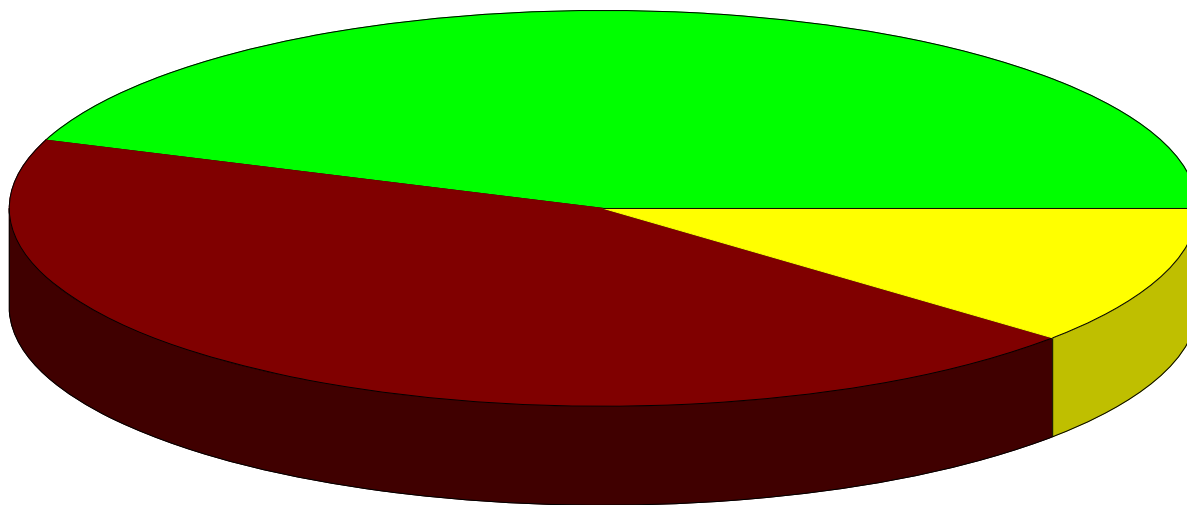
Income
Expense

\$ in 1,000's



Income Summary  
January through December 2017

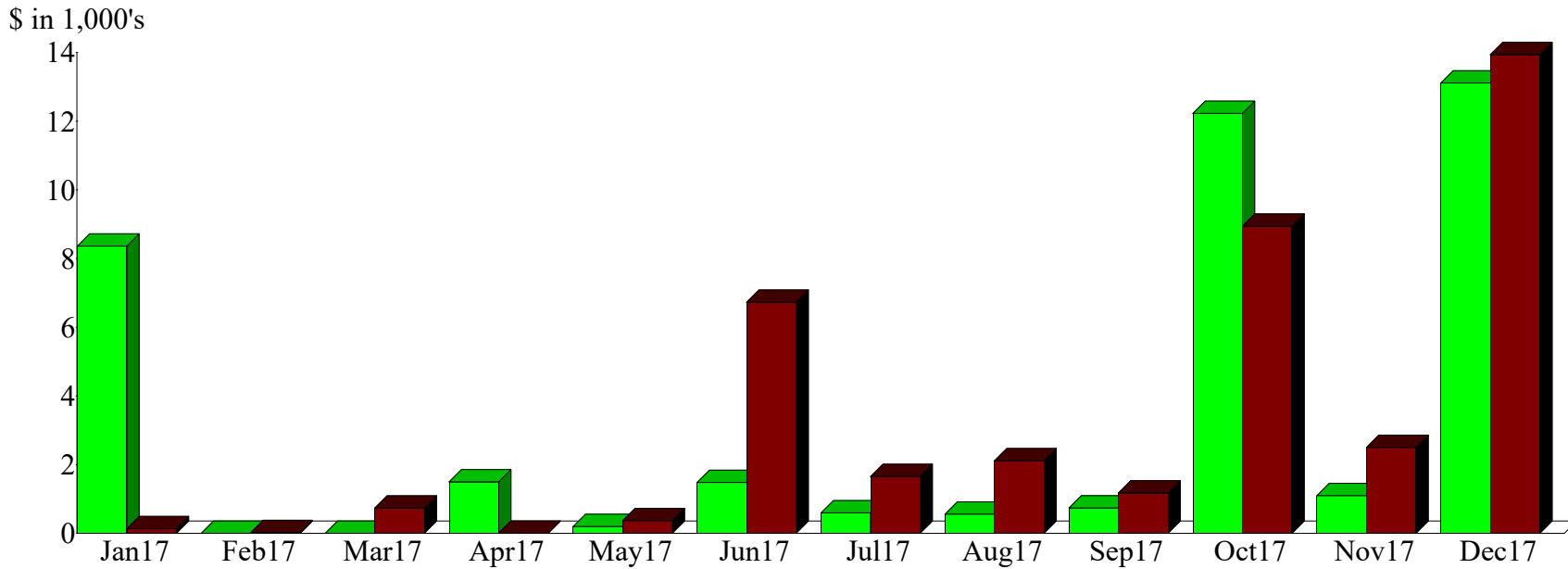
49300 · Fundraising	%44.47
43490 · In-Kind Goods	44.34
49500 · Church Offerings	11.19
<b>Total</b>	<b>\$39,891.50</b>



By Account

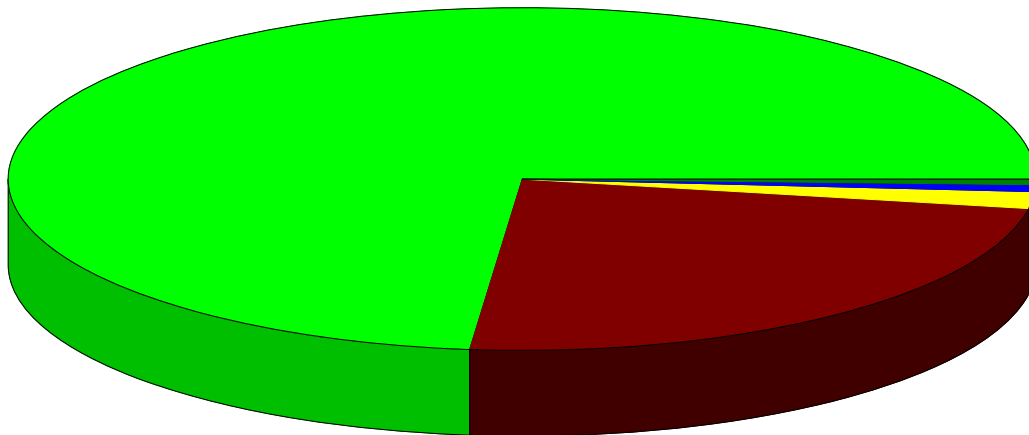
Income and Expense by Month  
January through December 2017

Income
Expense



Expense Summary  
January through December 2017

10000 · Program Services	%73.51
10200 · Fundraising Expense	24.01
10100 · Management and Administration	1.73
60000 · Advertising and Promotion	0.71
64600 · Ministry Expenses	0.04
<b>Total</b>	<b>\$38,326.50</b>



By Account

9:09 AM

01/26/18

Accrual Basis

**Nabhi Christian Ministries**  
**Statement of Functional Expenses (990)**  
January through December 2017

	<u>Unclassified</u>	<u>TOTAL</u>
10000 · Program Services	28,174.53	28,174.53
10100 · Management and Administration	662.00	662.00
10200 · Fundraising Expense	9,204.00	9,204.00
60000 · Advertising and Promotion	270.99	270.99
64600 · Ministry Expenses	14.98	14.98
<b>TOTAL</b>	<b><u>38,326.50</u></b>	<b><u>38,326.50</u></b>