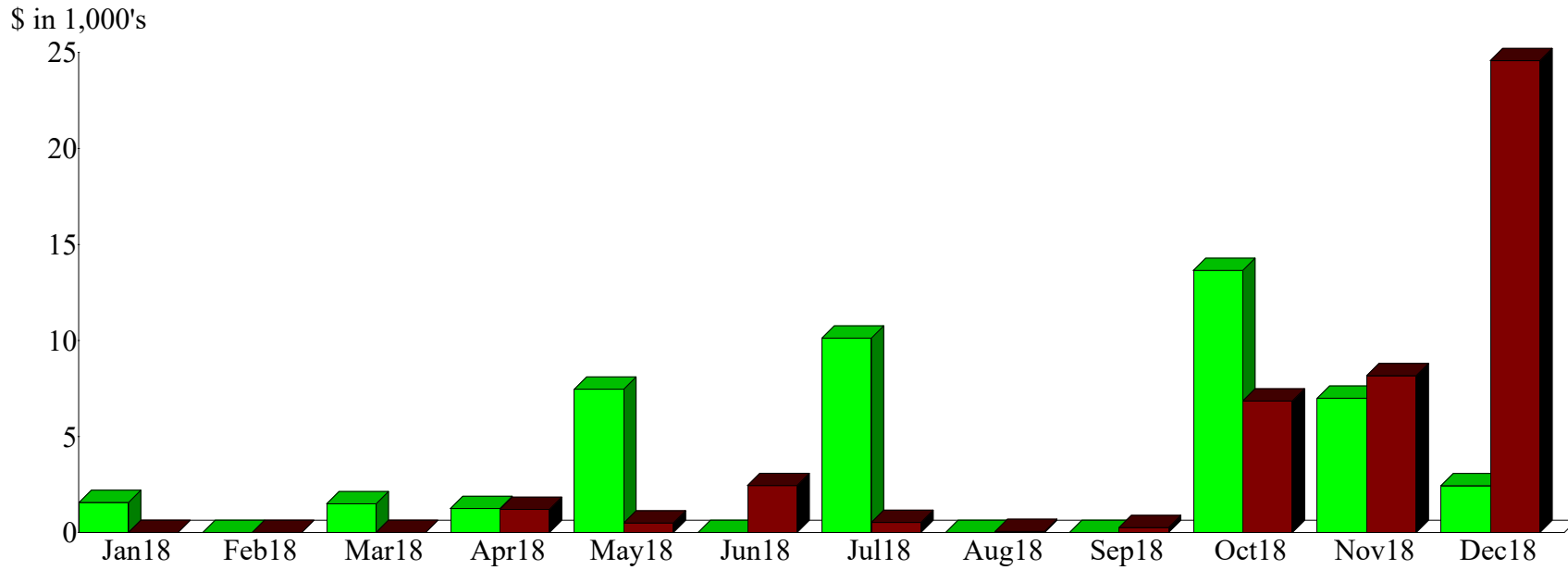


Nabhi Christian Ministries
Statement of Financial Income and Expense
 January through December 2018

	Unclassified	TOTAL
Ordinary Income/Expense		
Income		
43490 · In-Kind Goods	23,701.67	23,701.67
49200 · Reimbursement Dollar Energy	18.00	18.00
49300 · Fundraising		
49301 · Direct Public Donations	2,703.50	2,703.50
49302 · Annual Dinner		
49309 · Corporate Sponsorship	2,750.00	2,750.00
49302 · Annual Dinner - Other	13,649.13	13,649.13
Total 49302 · Annual Dinner	16,399.13	16,399.13
49303 · Annual Brunch	485.00	485.00
49400 · Indirect Public Donations	57.24	57.24
Total 49300 · Fundraising	19,644.87	19,644.87
49500 · Church Offerings	1,627.27	1,627.27
Total Income	44,991.81	44,991.81
Expense		
10000 · Program Services		
10203 · Community Engagment	1,316.15	1,316.15
2000300 · Toy Distribution	10,187.20	10,187.20
2000600 · Book Distribution	1,074.75	1,074.75
2000700 · Food Distribution	13,880.85	13,880.85
2000800 · Hardship	525.00	525.00
2000801 · Curricula	382.50	382.50
2000900 · Case-Managed Services	232.43	232.43
2000901 · Telecommunications/Internet	3,055.00	3,055.00
2000902 · Space Rental	2,400.00	2,400.00
63300 · Liability	735.00	735.00
10000 · Program Services - Other	120.00	120.00
Total 10000 · Program Services	33,908.88	33,908.88
10100 · Management and Administration		
101002 · Staff Development	178.00	178.00
101003 · Office Supplies	469.88	469.88
Total 10100 · Management and Administration	647.88	647.88
10200 · Fundraising Expense		
10201 · Annual Dinner	7,106.40	7,106.40
10202 · Annual Brunch	2,564.74	2,564.74
Total 10200 · Fundraising Expense	9,671.14	9,671.14
64600 · Ministry Expenses		
64601 · Bereavement/Sympathy	202.00	202.00
Total 64600 · Ministry Expenses	202.00	202.00
66500 · Postage and Delivery	90.00	90.00
68100 · Telephone	59.94	59.94
Total Expense	44,579.84	44,579.84
Net Ordinary Income	411.97	411.97
Net Income	411.97	411.97

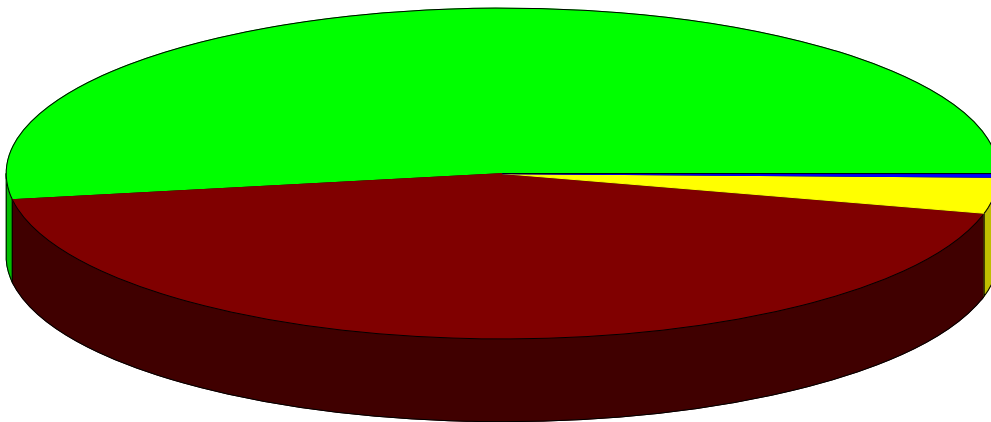
Income and Expense by Month
January through December 2018

Income
Expense



Income Summary
January through December 2018

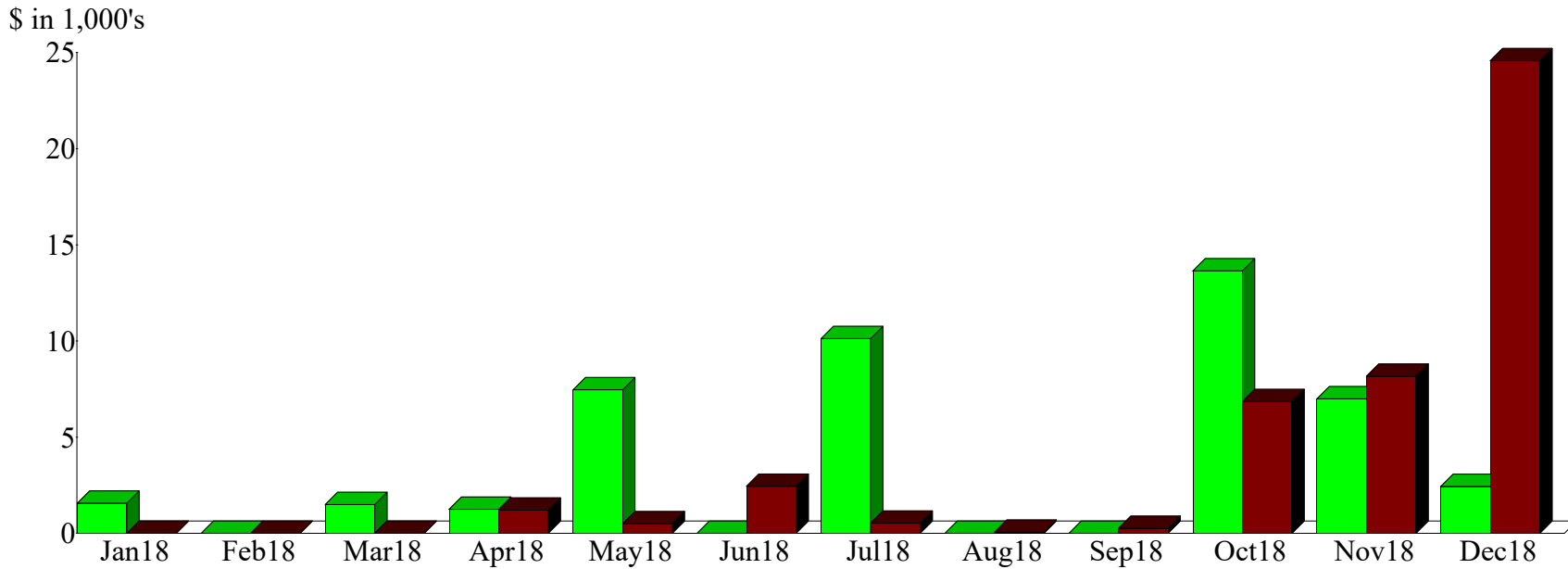
43490 · In-Kind Goods	%52.68
49300 · Fundraising	43.66
49500 · Church Offerings	3.62
49200 · Reimbursement Dollar Energy	0.04
Total	\$44,991.81



By Account

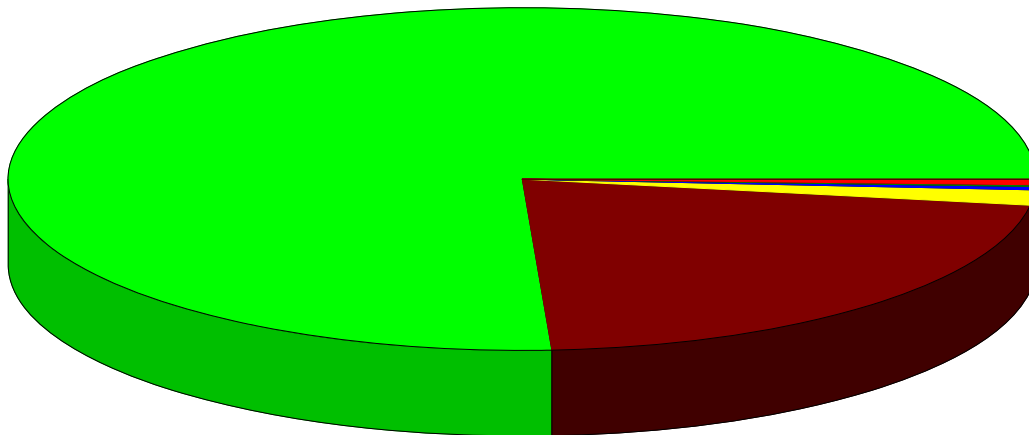
Income and Expense by Month
January through December 2018

Income
Expense



Expense Summary
January through December 2018

10000 · Program Services	%76.06
10200 · Fundraising Expense	21.69
10100 · Management and Administration	1.45
64600 · Ministry Expenses	0.45
66500 · Postage and Delivery	0.20
68100 · Telephone	0.13
Total	\$44,579.84



By Account

7:36 AM

02/04/19

Accrual Basis

Nabhi Christian Ministries
Statement of Functional Expenses (990)
January through December 2018

	<u>Unclassified</u>	<u>TOTAL</u>
32000 · Unrestricted Net Assets	38,326.50	38,326.50
10000 · Program Services	33,908.88	33,908.88
10100 · Management and Administration	647.88	647.88
10200 · Fundraising Expense	9,671.14	9,671.14
64600 · Ministry Expenses	202.00	202.00
66500 · Postage and Delivery	90.00	90.00
68100 · Telephone	59.94	59.94
TOTAL	<u>82,906.34</u>	<u>82,906.34</u>