

**Nabhi Christian Ministries**  
**Statement of Activities**  
 January through December 2018

	Unclassified	TOTAL
<b>Ordinary Income/Expense</b>		
<b>Income</b>		
4150 · Reimbursement	18.00	18.00
4001 · Donations and Support		
4105 · Special Services/Events	23,701.67	23,701.67
4112 · Fundraising		
4115 · Annual Dinner	13,649.13	13,649.13
4114 · Direct Public Donations	2,703.50	2,703.50
4116 · Annual Brunch	485.00	485.00
<b>Total 4112 · Fundraising</b>	<b>16,837.63</b>	<b>16,837.63</b>
<b>Total 4001 · Donations and Support</b>	<b>40,539.30</b>	<b>40,539.30</b>
4200 · Pledges		
4201 · Sponsorship	2,750.00	2,750.00
4202 · Indirect Public Donations	57.24	57.24
<b>Total 4200 · Pledges</b>	<b>2,807.24</b>	<b>2,807.24</b>
4950 · Praise N Worship Team	1,627.27	1,627.27
<b>Total Income</b>	<b>44,991.81</b>	<b>44,991.81</b>
<b>Expense</b>		
6201 · Program Services		
6216 · Field Trip	525.00	525.00
6202 · Community Engagment	1,316.15	1,316.15
6205 · Kid Christmas Toys/Party	10,187.20	10,187.20
6206 · Food/Meals/Drink Expense	13,880.85	13,880.85
6207 · Book Distribution	1,074.75	1,074.75
6209 · Dollar Energy	232.43	232.43
6210 · Telecommunications/Internet	3,055.00	3,055.00
6211 · Space Rental	2,400.00	2,400.00
6213 · Staff Development	178.00	178.00
6214 · Liability	735.00	735.00
6251 · Curricula	382.50	382.50
6201 · Program Services - Other	120.00	120.00
<b>Total 6201 · Program Services</b>	<b>34,086.88</b>	<b>34,086.88</b>
6280 · Fundraising Expense		
6281 · Annual Dinner	7,106.40	7,106.40
6282 · Annual Brunch	2,564.74	2,564.74
<b>Total 6280 · Fundraising Expense</b>	<b>9,671.14</b>	<b>9,671.14</b>
6001 · Operating/Functional Expenses		
6100 · Ministry Expenses		
6101 · Bereavement/Sympathy	202.00	202.00
6106 · Office expenses and supplies	469.88	469.88
<b>Total 6100 · Ministry Expenses</b>	<b>671.88</b>	<b>671.88</b>
6650 · Postage and Delivery	90.00	90.00
6810 · Telephone	59.94	59.94
<b>Total 6001 · Operating/Functional Expenses</b>	<b>821.82</b>	<b>821.82</b>
<b>Total Expense</b>	<b>44,579.84</b>	<b>44,579.84</b>
<b>Net Ordinary Income</b>	<b>411.97</b>	<b>411.97</b>
<b>Net Income</b>	<b>411.97</b>	<b>411.97</b>

7:30 AM

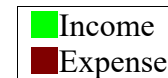
2/4/19

Accrual Basis

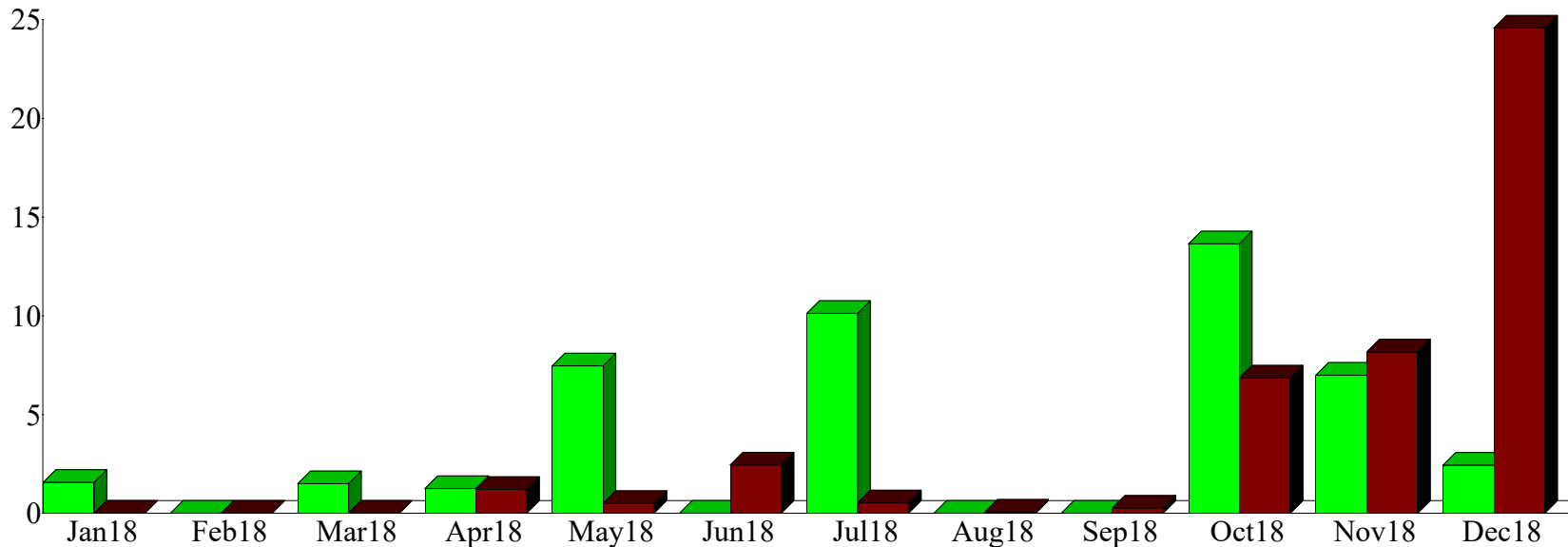
**Nabhi Christian Ministries**  
**Statement of Financial Position**  
**As of December 31, 2018**

	<u>Dec 31, 18</u>	<u>Dec 31, 17</u>	<u>\$ Change</u>	<u>% Change</u>
<b>ASSETS</b>				
<b>Current Assets</b>				
<b>Checking/Savings</b>				
1050 · Bank Accounts	1,976.97	1,565.00	411.97	26.3%
<b>Total Checking/Savings</b>	<u>1,976.97</u>	<u>1,565.00</u>	<u>411.97</u>	<u>26.3%</u>
<b>Total Current Assets</b>	<u>1,976.97</u>	<u>1,565.00</u>	<u>411.97</u>	<u>26.3%</u>
<b>TOTAL ASSETS</b>	<b><u>1,976.97</u></b>	<b><u>1,565.00</u></b>	<b><u>411.97</u></b>	<b><u>26.3%</u></b>
<b>LIABILITIES &amp; EQUITY</b>				
<b>Equity</b>				
3200 · Unrestricted Net Assets	1,565.00	0.00	1,565.00	100.0%
Net Income	411.97	1,565.00	-1,153.03	-73.7%
<b>Total Equity</b>	<u>1,976.97</u>	<u>1,565.00</u>	<u>411.97</u>	<u>26.3%</u>
<b>TOTAL LIABILITIES &amp; EQUITY</b>	<b><u>1,976.97</u></b>	<b><u>1,565.00</u></b>	<b><u>411.97</u></b>	<b><u>26.3%</u></b>

Income and Expense by Month  
January through December 2018




\$ in 1,000's



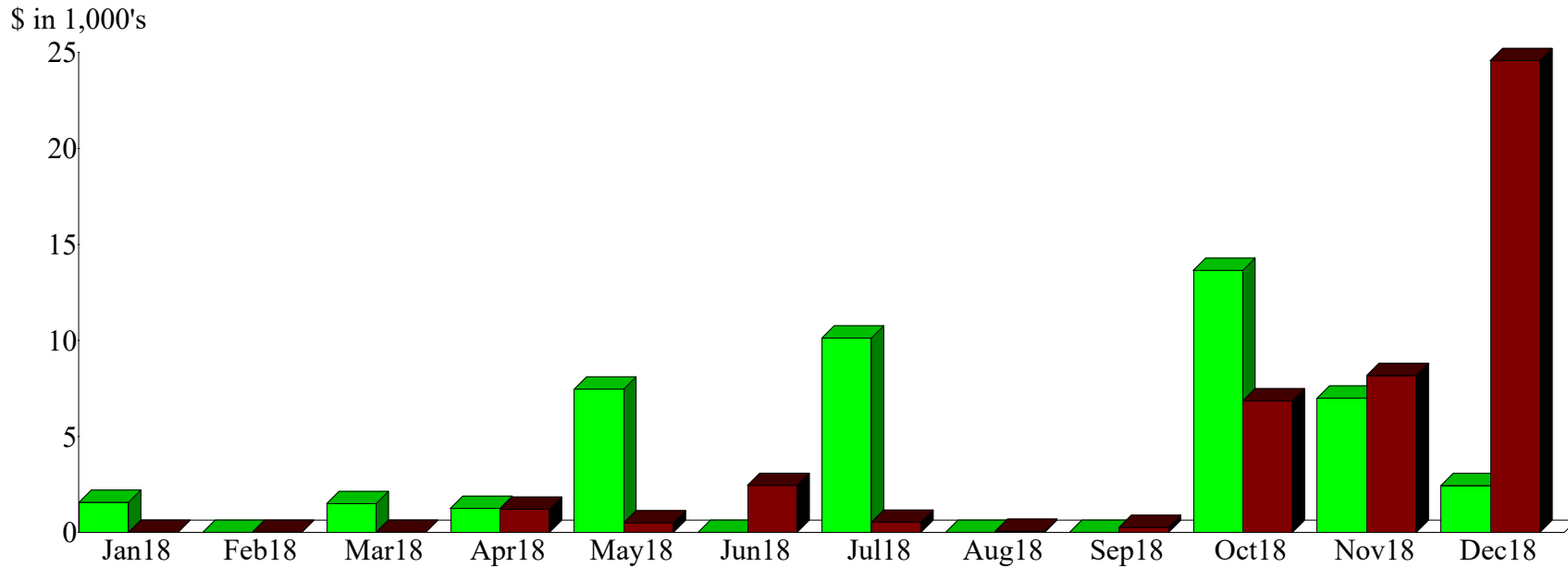
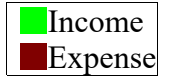
Income Summary  
January through December 2018

4001 · Donations and Support	%93.72
4200 · Pledges	6.24
4150 · Reimbursement	0.04
<b>Total</b>	<b>\$44,991.81</b>



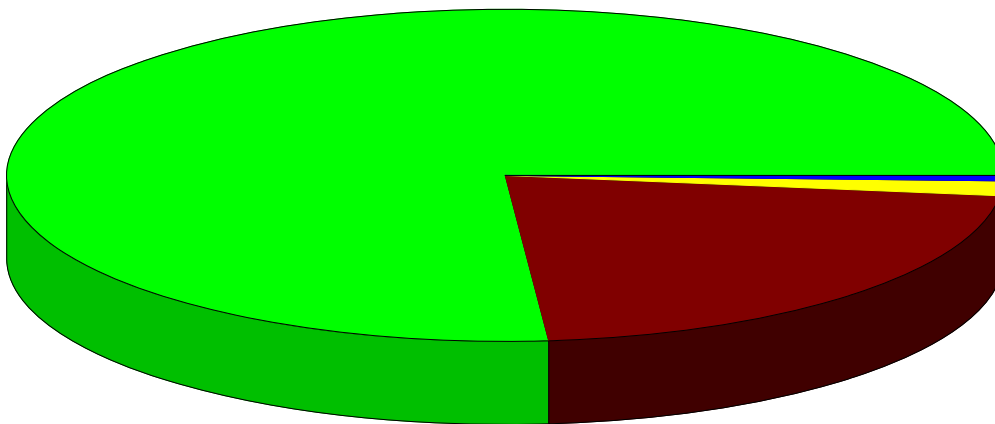
By Account

Income and Expense by Month  
January through December 2018



Expense Summary  
January through December 2018

6201 · Program Services	%76.46
6280 · Fundraising Expense	21.69
6100 · Ministry Expenses	1.51
6001 · Operating/Functional Expenses	0.34
<b>Total</b>	<b>\$44,579.84</b>



By Account

7:36 AM

2/4/19

**Nabhi Christian Ministries**  
**Statement of Cash Flows**  
January through December 2018

	<u>Jan - Dec 18</u>
<b>OPERATING ACTIVITIES</b>	
Net Income	411.97
Net cash provided by Operating Activities	<u>411.97</u>
Net cash increase for period	411.97
Cash at beginning of period	<u>1,565.00</u>
Cash at end of period	<u><u>1,976.97</u></u>