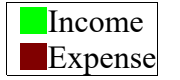


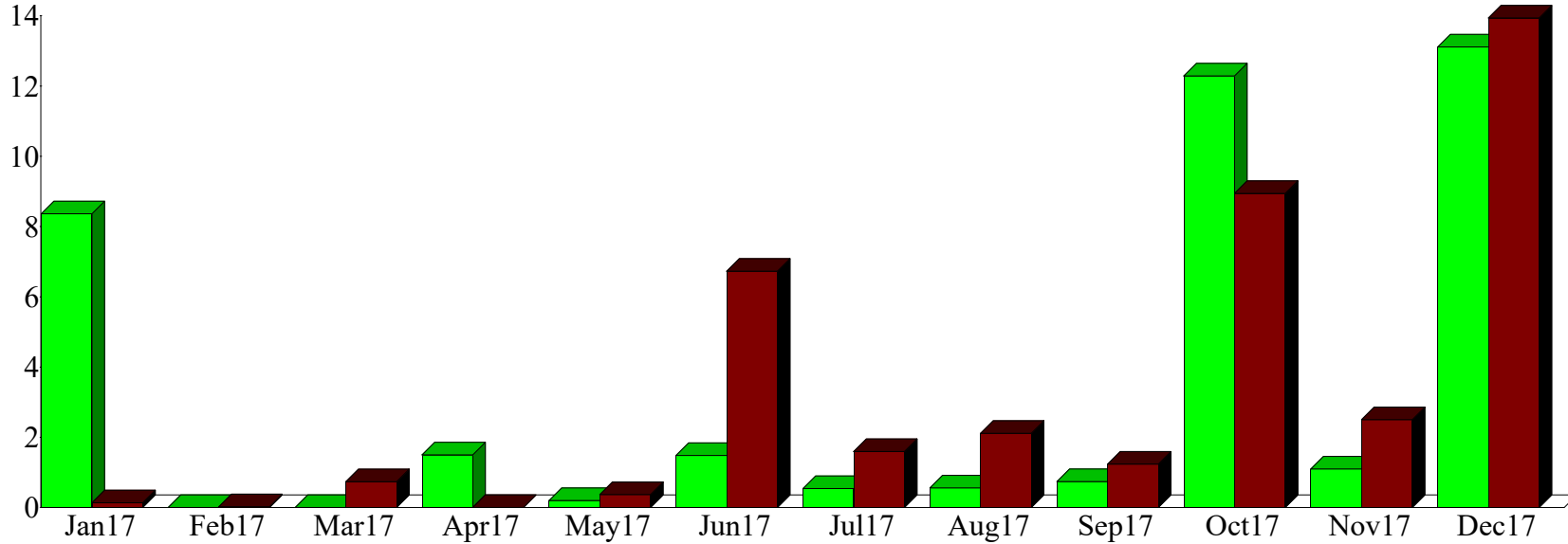
Nabhi Christian Ministries
Statement of Activities
 January through December 2017

	Unclassified	TOTAL
Ordinary Income/Expense		
Income		
4001 · Donations and Support		
4105 · Special Services/Events	17,689.00	17,689.00
4106 · Benevolence	4,446.00	4,446.00
4125 · In-Kind Contributions		
4127 · Educational Supplies	1,502.00	1,502.00
Total 4125 · In-Kind Contributions	1,502.00	1,502.00
4112 · Fundraising		
4115 · Annual Dinner	9,809.00	9,809.00
4119 · Kids Annual Christmas	-12.92	-12.92
Total 4112 · Fundraising	9,796.08	9,796.08
Total 4001 · Donations and Support	33,433.08	33,433.08
4200 · Pledges		
4201 · Sponsorship	3,500.00	3,500.00
Total 4200 · Pledges	3,500.00	3,500.00
4950 · Praise N Worship Team	2,898.50	2,898.50
Total Income	39,831.58	39,831.58
Expense		
6100 · Ministry Expenses		
6106 · Office expenses and supplies	120.00	120.00
6100 · Ministry Expenses - Other	14.98	14.98
Total 6100 · Ministry Expenses	134.98	134.98
6201 · Program Services		
6203 · Clothing Expense	1,974.00	1,974.00
6204 · Educational Supplies Expense	1,928.17	1,928.17
6205 · Kid Christmas Toys/Party	11,264.92	11,264.92
6206 · Food/Meals/Drink Expense	4,674.92	4,674.92
6207 · Book Distribution	900.00	900.00
6209 · Dollar Energy	1,440.00	1,440.00
6210 · Telecommunications/Internet	2,329.94	2,329.94
6211 · Space Rental	2,400.00	2,400.00
6212 · Travel	45.00	45.00
6213 · Staff Development	472.00	472.00
6214 · Liability	735.00	735.00
6250 · Family Support	201.66	201.66
6251 · Curricula	221.00	221.00
Total 6201 · Program Services	28,586.61	28,586.61
6280 · Fundraising Expense		
6281 · Annual Dinner	9,204.00	9,204.00
Total 6280 · Fundraising Expense	9,204.00	9,204.00
6001 · Operating/Functional Expenses		
6260 · Management and Administration	70.00	70.00
6005 · Advertising and Promotion	270.99	270.99
Total 6001 · Operating/Functional Expenses	340.99	340.99
Total Expense	38,266.58	38,266.58
Net Ordinary Income	1,565.00	1,565.00
Net Income	1,565.00	1,565.00

Income and Expense by Month
January through December 2017




\$ in 1,000's



Income Summary
January through December 2017

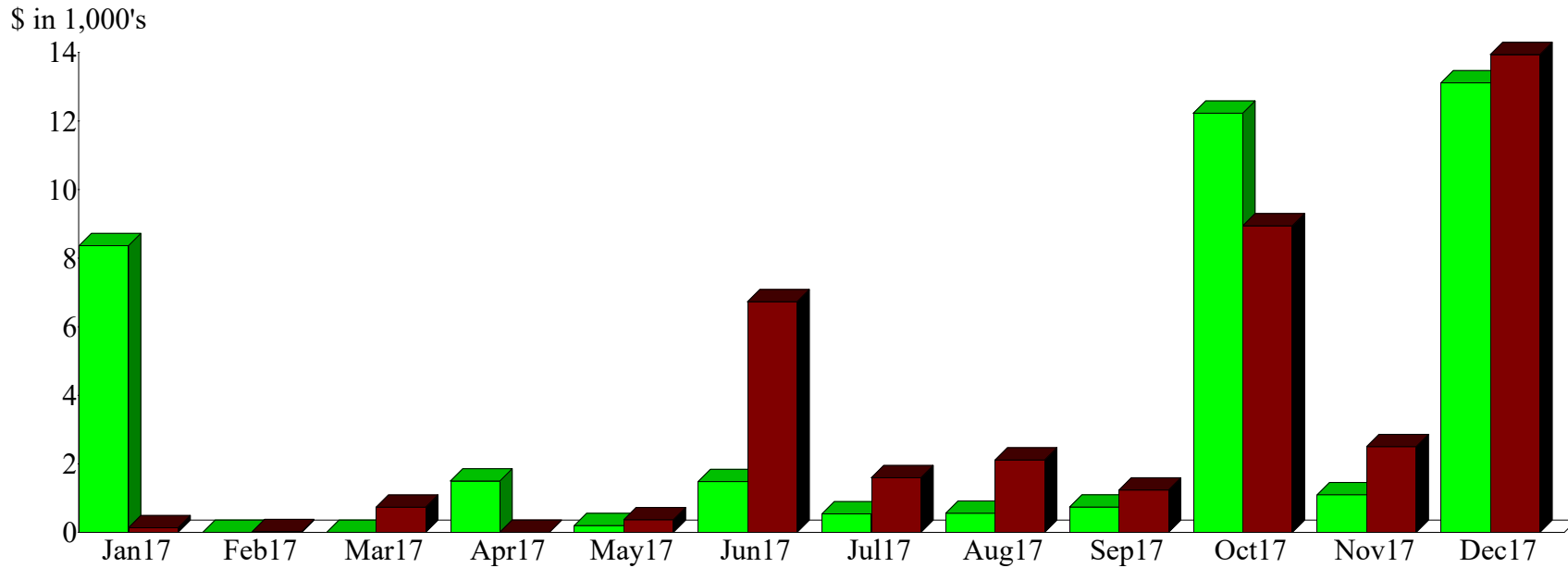
4001 · Donations and Support	%91.23
4200 · Pledges	8.77
Total	\$39,891.50



By Account

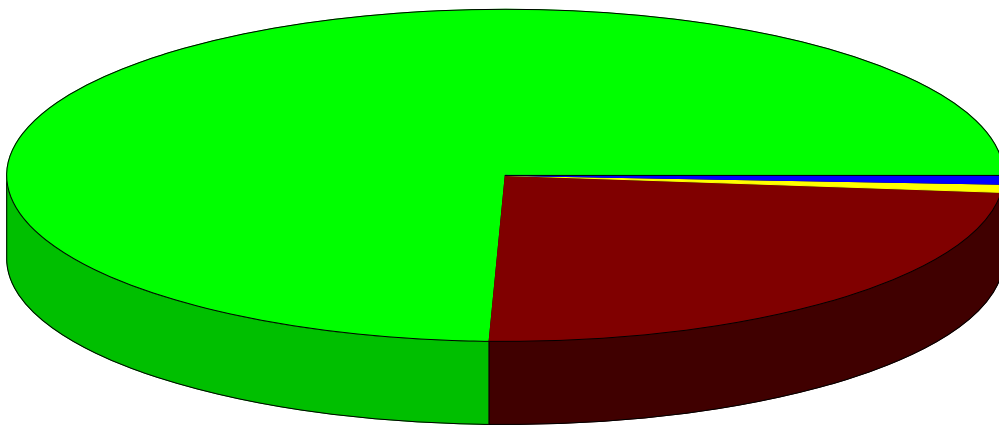
Income and Expense by Month
January through December 2017

Income
Expense



Expense Summary
January through December 2017

6201 · Program Services	%74.59
6280 · Fundraising Expense	24.01
6001 · Operating/Functional Expenses	0.89
6100 · Ministry Expenses	0.51
Total	\$38,326.50



By Account

8:59 AM

1/26/18

Accrual Basis

Nabhi Christian Ministries
Statement of Financial Position
As of December 31, 2017

	<u>Dec 31, 17</u>	<u>Dec 31, 16</u>	<u>\$ Change</u>	<u>% Change</u>
ASSETS				
Current Assets				
Checking/Savings				
1050 · Bank Accounts	1,565.00	0.00	1,565.00	100.0%
Total Checking/Savings	<u>1,565.00</u>	<u>0.00</u>	<u>1,565.00</u>	<u>100.0%</u>
Total Current Assets	<u>1,565.00</u>	<u>0.00</u>	<u>1,565.00</u>	<u>100.0%</u>
TOTAL ASSETS	<u>1,565.00</u>	<u>0.00</u>	<u>1,565.00</u>	<u>100.0%</u>
LIABILITIES & EQUITY				
Equity				
Net Income	1,565.00	0.00	1,565.00	100.0%
Total Equity	<u>1,565.00</u>	<u>0.00</u>	<u>1,565.00</u>	<u>100.0%</u>
TOTAL LIABILITIES & EQUITY	<u>1,565.00</u>	<u>0.00</u>	<u>1,565.00</u>	<u>100.0%</u>

9:02 AM

1/26/18

Nabhi Christian Ministries
Statement of Cash Flows
January through December 2017

	<u>Jan - Dec 17</u>
OPERATING ACTIVITIES	
Net Income	1,565.00
Net cash provided by Operating Activities	<u>1,565.00</u>
Net cash increase for period	<u>1,565.00</u>
Cash at end of period	<u><u>1,565.00</u></u>